


# JICO


ELECWEIGH  
SYSTEMS



Scaling new heights in weighing technology



# Retail Series Scales




**Retail Scale (Regular)**

Model	Capacity	Readability	Pan Size (MM)
JTT-10	10 kg.	1 gms	250 x 360
JTT-20	20 kg.	2 gms	250 x 360
JTT-30	30 kg.	5 gms	250 x 360



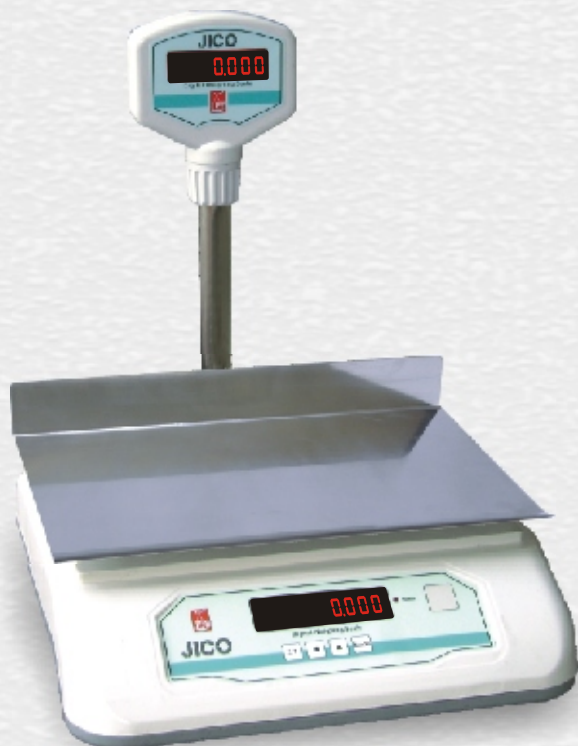
**Kirana Scale**

Model	Capacity	Readability
JTT-10	10 kg.	1 gms
JTT-20	20 kg.	2 gms



**Retail Scale (Compact)**

Model	Capacity	Readability	Pan Size (MM)
JTT-5	5 kg.	0.5 gms	230 x 320
JTT-10	10 kg.	1 gms	230 x 320
JTT-20	20 kg.	2 gms	230 x 320



**Retail Scale (Economy)**

Model	Capacity	Readability	Pan Size (MM)
JTT-10	10 kg.	1 gms	240 x 340
JTT-20	20 kg.	2 gms	240 x 340
JTT-30	30 kg.	5 gms	240 x 340



**Features**

- ABS/Powder Coated Metallic Body
- Bright RED LED display
- Inbuilt battery backup
- Advanced Micro processor
- Soft touch tactile switches
- Fast weighing response
- Piece counting function (Optional)



**Bench Scale**

Model	Capacity	Readability	Pan Size (MM)
JTT-30	30 kg.	5 gms	350 x 350
JTT-50	50 kg.	5 gms	350 x 350

# Industrial Series Scales



## Table Top Scale (Precision)

Model	Capacity	Readability	Pan Size (MM)
JTT-1	1 kg.	0.1 gms	175 x 225
JTT-2	2 kg.	0.2 gms	175 x 225
JTT-5	5 kg.	0.5 gms	175 x 225



## Table Top Scale

Model	Capacity	Readability	Pan Size (MM)
JTT-1	1 kg.	0.1 gms	175 x 225
JTT-2	2 kg.	0.2 gms	175 x 225
JTT-5	5 kg.	0.5 gms	175 x 225

Model	Capacity	Readability	Pan Size (MM)
JTT-10	10 kg.	1 gms	240 x 300
JTT-20	20 kg.	2 gms	240 x 300
JTT-30	30 kg.	5 gms	240 x 300



### Features

- ABS/Powder Coated metallic body
- Bright RED LED display
- Inbuilt battery backup
- Advanced Micro processor
- Soft touch tactile switches
- Fast weighing response

**Options :** Remote/Extra Display, RS 232C Output, Printer Output

## Platform Scale

Model	Capacity	Readability	Pan Size (MM)
JPS-50	50 kg.	5 gms	400 x 400
JPS-100	100 kg.	10 gms	400 x 400
JPS-100	100 kg.	10 gms	500 x 500
JPS-200	200 kg.	20 gms	500 x 500
JPS-300	300 kg.	50 gms	600 x 600
JPS-500	500 kg.	50 gms	600 x 600

## Heavy Duty Platform Scale

Model	Capacity	Readability	Pan Size (MM)
JPS-500	500 kg.	50 gms	600 x 800
JPS-500	500 kg.	50 gms	750 x 750
JPS-1 k	1000 kg.	100 gms	900 x 900
JPS-1 k	1000 kg.	100 gms	1000 x 1000
JPS-2 k	2000 kg.	200 gms	1200 x 1200
JPS-3 k	3000 kg.	500 gms	1500 x 1500
JPS-5 k	5000 kg.	500 gms	1500 x 1500



# Products under Development




Pocket Scales



Hanging Scales



Coin Operated Weighing Machine



Jewellery Scales



Conversion Kit



Price Computing Scales



Personal Scales

\*Due to continuous R&D efforts specifications & appearance of the product are subject to change without prior notice.

Manufactured by

**JICO ELECWEIGH SYSTEMS**

A-4, Flatted Factory Complex, Okhla, New Delhi - 110020

Tel.: 011-41802088, 26828417, 41579160

E-mail : [jicoweigh1@gmail.com](mailto:jicoweigh1@gmail.com), [jicoelecweigh@gmail.com](mailto:jicoelecweigh@gmail.com)

Dealers